

AIM
61, VASUDEV NAGAR, KAMTA, CHINHAT, LUCKNOW-226028, U.P. (INDIA)
FOREIGN CONTRIBUTION (CONSOLIDATED) ACCOUNT
RECEIPTS AND PAYMENTS ACCOUNT FOR THE YEAR ENDING 31.03.2020

	RECEIPTS	AMOUNT	AMOUNT		AMOUNT	AMOUNT
To OPENING BALANCES :-				By OXFAM INDIA PROJECT ACCOUNT:		
As per Schedule -8				Programme Expenses	1373585.00	
OXFAM INDIA PROJECT ACCOUNT		314395.28		Personnel Cost: Staff cost	613674.00	
CRY PROJECT ACCOUNT		68659.36		Administration Cost	116884.55	
IGSSS PROJECT ACCOUNT		6490.48		Sub Total	2104143.55	
FC OTHERS ACCOUNT		165013.67		Expenses Payable 2018-19 Paid in 2019-20	0.00	
Total of Opening Balances		554558.79	554558.79	Other Payments	9542.00	
				Sub Total	9542.00	
To OXFAM INDIA PROJECT ACCOUNT:				Total Expenses & Others of OXFAM Project	2113685.55	2113685.55
Grant for Current Year		1840190.00				
Grant Receivable		0.00		By CRY PROJECT ACCOUNT :-		
Sub Total		1840190.00		Program Expenses	1331968.00	
Others:				Administration Expenses	278948.00	
Bank Account Interest		13602.00		Sub Total	1610916.00	
Expenses Payable		216682.00		Others		
Sub Total		230284.00		Expenses Payable Paid	21188.00	
Total of Grant & Other Receipts OXFAM Project		2070474.00	2070474.00	Balance Grant Refunded	19168.00	
				Bank Interest Refunded	6653.36	
To CRY PROJECT ACCOUNT :-				Tablet Cost in Kind	15905.00	
Grant for Current Year		1740922.00		Tablet Maintenance Cost	4940.00	
Other Grant		1000.00		Sub Total	67854.36	
Sub Total		1741922.00		Total Expenses & Others of CRY Project	1678770.36	1678770.36
Others:						
Bank Account Interest		2424.00		By IGSSS PROJECT ACCOUNT :-		
Grant in Kind as Tablet Cost		15905.00		Program Expenses	448537.00	
Expenses Payable		94633.00		Program Staff Salary & Travel Cost	554733.00	
Sub Total		112962.00		Facilitation Cost	20043.53	
Total of Grant, Receipts CRY Project		1854884.00	1854884.00	Sub Total	1023313.53	
				Others		
To IGSSS PROJECT ACCOUNT:				Expenses Payable Paid	4296.00	
Grant for Current Year		955395.00		Receivable Grant	0.00	
Grant Receivable		0		Sub Total	4296.00	
Sub Total		955395.00		Total Expenses & Others of IGSSS Project	1027609.53	1027609.53



Others:

Bank Account Interest	6168.00
Expenses Payable	82115.00
Sub Total	88283.00
Total of Grant & Other Receipts IGSSS Project	1043678.00

To FCRA GENERAL ACCOUNT:-

Grant for Current Year	0.00
Sub Total	0.00

Other:

Bank Interest FC Others	12645.00
Reimbursement of Travel Cost	0.00
Advance to Staff received	7076.00
Sub Total	19721.00
Expenses Payable	33060.00
Total of Grant & Other Receipts FC Others Project	52781.00

TOTAL (Rs.)

5576375.79 TOTAL (Rs.)

By FCRA GENERAL ACCOUNT:-

Expenses:

Bank Charges	6.23
Sub Total	6.23

Other Payments:

Advances	0.00
Sub Total	0.00

Total Expenses & Others of FCRA General A 6.23

6.23

By CLOSING BALANCES :-

As per Schedule -8

OXFAM PROJECT ACCOUNT	271183.73	
CRY PROJECT ACCOUNT	244773.00	
IGSSS PROJECT ACCOUNT	22558.95	
FC OTHERS ACCOUNT	217788.44	
Total of Closing Balances	756304.12	756304.12

5576375.79


AUDITOR'S REPORT

"As per our separate report of even date attached:

For: RJCP SUBHASH MISRA & CO.
CHARTERED ACCOUNTANTS

Subhash Misra
(CA. SUBHASH MISRA)

Partner, M.No.076388
FRN 007415C



For: AIM

Director

(Sanjay K. Rai)

Director

PLACE : Lucknow

DATE :15.10.2020

AIM
61, VASUDEV NAGAR, KAMTA, CHINHAT, LUCKNOW-226028, U.P. (INDIA)
FOREIGN CONTRIBUTION (CONSOLIDATED) ACCOUNT
INCOME AND EXPENDITURE ACCOUNT FOR THE YEAR ENDING 31.03.2020

	AMOUNT	AMOUNT		AMOUNT	AMOUNT
EXPENDITURE			INCOME		
To OXFAM INDIA PROJECT ACCOUNT:			By OXFAM INDIA PROJECT ACCOUNT:-		
Programme Expenses	1373585.00		Received through Oxfam, India		
Personnel Cost: Staff cost	613674.00		[Relating to Current Year-Transfer from Balance Sheet]		
Administration Cost	116884.55		[To the extent of grant applied for]	2104143.55	
Sub Total	2104143.55		Total	2104143.55	
Total Expenses & Others of OXFAM Project	2104143.55	2104143.55	OTHER INCOME:-		
			Bank Account Interest	13602.00	
To CRY PROJECT ACCOUNT :-			Contribution from FC Others	0.00	
Program Expenses	1331968.00		Sub Total	13602.00	
Administration Expenses	278948.00		Total of Grant & Other Receipts OXFAM Pr	2117745.55	2117745.55
Sub Total	1610916.00				
Others			By CRY PROJECT:		
Tablet Cost in Kind	0.00		Grant from CRY New Delhi		
Sub Total	0.00		[Relating to Current Year-Transfer from Balance Sheet]		
Total Expenses & Others of CRY Project	1610916.00	1610916.00	[To the extent of grant applied for]	1610916.00	
			Total	1610916.00	
To IGSS PROJECT ACCOUNT :-			OTHER INCOME:-		
Program Expenses	448537.00		Bank Account Interest	2424.00	
Program Staff Salary & Travel Cost	554733.00		Others	0.00	
Facilitation Cost	20043.53		Sub Total	2424.00	
Sub Total	1023313.53		Total of Grant, Receipts CRY Project	1613340.00	1613340.00
Others	0.00				
Total Expenses & Others of IGSSS Project	1023313.53	1023313.53	By IGSSS PROJECT:		
			Grant from IGSSS New Delhi		
To FCRA GENERAL ACCOUNT:-			[Relating to Current Year-Transfer from Balance Sheet]		
Expenses:			[To the extent of grant applied for]	1023313.53	
Base Line Survey of Lucknow Slums	0.00		Total	1023313.53	
Travel Cost	0.00		OTHER INCOME:-		
Bank Charges	6.23		Bank Account Interest	6168.00	
Sub Total	6.23		Others	0.00	
Total Expenses & Others of FCRA General Account:	6.23	6.23	Sub Total	6168.00	
			Total of Grant, Receipts IGSSS Project	1029481.53	1029481.53



To DEPRECIATION ON FIXED ASSETS :-**Met from I/E of Trust Home Account**

Action Aid Project	13705.97
FIAN UP Project	33561.36
FIAN-INDIA Project	1989.04
IGSSS Project	2185.53
ECHO Project	9242.53
CRY Project	23139.66
FPH Project	11314.63
Sub Total	95138.72

By FC OTHER ACCOUNT:-**GRANT / CONTRIBUTION RECEIVED :**

[To the extent of actual utilization]	0.00
Sub Total	0.00

OTHER INCOME:

Bank Interest	12645.00
Reimbursement of Travel Cost	0.00
Sub Total	12645.00

95138.72	Total of Grant & Other Receipts FCRA Other	12645.00	12645.00
----------	---	-----------------	----------

To EXCESS OF INCOME OVER EXPENDITURES:-

OXFAM Project	13602.00
CRY Project	2424.00
IGSSS Project	6168.00
General Account General (FCRA)	0.00
General Account Interest (FCRA)	12638.77
Sub Total	34832.77


By DEPRECIATION ON FIXED ASSETS:-

[Met from I/E of Trust Home Account]	95138.72	95138.72
	95138.72	


34832.77	TOTAL (Rs.)	4868350.80	4868350.80
----------	--------------------	-------------------	-------------------

AUDITOR'S REPORT

"As per our separate report of even date attached:"

For: RJCP SUBHASH MISRA & CO.
CHARTERED ACCOUNTANTS


(CA. SUBHASH MISRA)
Partner, M.No.076388
FRN 007415C



For: AIM

(Sanjay K. Rai)
Director

PLACE : Lucknow

DATE :15.10.2020

AIM
61, VASUDEV NAGAR, KAMTA, CHINHAT, LUCKNOW-226028, U.P. (INDIA)
FOREIGN CONTRIBUTION (CONSOLIDATED) ACCOUNT
BALANCE SHEET AS ON 31.03.2020


LIABILITIES	AMOUNT	AMOUNT	ASSETS	AMOUNT	AMOUNT
UNUTILISED GRANT FUNDS			FIXED ASSETS :		
As per Schedule -1		184515.40	As per Schedule-5		428827.90
INTEREST FUND:			DEPRECIATION FUND INVESTMENT:		
As per Schedule-2		152016.17	Lying with Trust Home Account		
			As per Schedule-6		1489124.10
FIXED ASSETS CAPITALISATION FUND :			CURRENT ASSETS		
As per Schedule-3		1917952.00	Grant Receivable		
			As per Schedule-1	59556.05	
CURRENT LIABILITIES :				59556.05	59556.05
As per Schedule-4		426490.00	Advances		
			As per Schedule-7	0.00	
PAYABLE OTHERS:				0.00	0.00
As per Schedule-7		52838.60	CLOSING CASH & BANK BALANCES :		
			As per Schedule-8	756304.12	
TOTAL (Rs.)		2733812.17	TOTAL (Rs.)	756304.12	756304.12
				756304.12	2733812.17

AUDITOR'S REPORT

"As per our separate report of even date attached:

For: RJCP SUBHASH MISRA & CO
 CHARTERED ACCOUNTANTS

(Signature)
 (CA. SUBHASH MISRA)
 Partner, M.No.076388
 FRN 007415C



For: AIM

(Signature)
 (Sanjay K. Rai)
 Director

PLACE : Lucknow
 DATE :15.10.2020

AIM

61, VASUDEV NAGAR, KAMTA, CHINHAT, LUCKNOW-226028, U.P. (INDIA)

GRANT FUND FOR 2019-2020

Schedule -1

Sl No.	Name of Project	Opening Balance as on 01.04.2019	Received in 2019-2020	Adjustment	Others	Inter Head Transfer	Total	Others	Utilisation	Refund	Adjusted Utilisation of Grant	Inter Head Transfer	Closing Balance as on 31.03.2020
1	OXFAM India Project	298815.95	1840190.00	0.00	0.00	0.00	2139005.95	0.00	2104143.55	0.00	2104143.55	0.00	34862.40
2	CRY Project	42755.00	1740922.00	0.00	1000.00	0.00	1784677.00	4940.00	1610916.00	-19168.00	1635024.00	0.00	149653.00
3	IGSSS Project	0.00	955395.00	0.00	0.00	8362.48	963757.48	0.00	1023313.53	0.00	1023313.53	0.00	-59556.05
4	FCRA Others	0.00	0.00	0.00	0.00	0.00	0.00	0.00	0.00	0.00	0.00	0.00	0.00
	Total	341570.95	4536507.00	0.00	1000.00	8362.48	4887440.43	4940.00	4738373.08	-19168.00	4762481.08	0.00	124959.35

Receivable 59556.05
Unutilised 184515.40
124959.35

INTEREST FUND FOR 2019-2020



Schedule -2

Sl No.	Name of Project	Opening Balance as on 01.04.2019	Received in 2019-2020	Adjustment	Others	Inter Head Transfer	Total	Others	Utilisation	Refund	Adjusted Utilisation of Grant	Inter Head Transfer	Closing Balance as on 31.03.2020
1	OXFAM India Project	6037.33	13602.00	0.00	0.00	0.00	19639.33	0.00	0.00	0.00	0.00	0.00	19639.33
2	CRY Project	4716.36	2424.00	0.00	0.00	0.00	7140.36	0.00	0.00	6653.36	0.00	0.00	487.00
3	IGSSS Project	2194.48	6168.00	0.00	0.00	0.00	8362.48	0.00	0.00	0.00	0.00	8362.48	0.00
4	FCRA Others-Interest	118777.81	12645.00	0.00	0.00	0.00	131422.81	0.00	6.23	0.00	0.00	0.00	131416.58
5	FCRA Others-General	473.26	0.00	0.00	0.00	0.00	473.26	0.00	0.00	0.00	0.00	0.00	473.26
	Total	132199.24	34839.00	0.00	0.00	0.00	167038.24	0.00	6.23	6653.36	0.00	8362.48	152016.17



FIXED ASSETS CAPITALISATION FUND FOR 2019-2020

Sl.No.	Particulars	Gross Value as on 01.04.2019	Addition During the Year	Adjustment	Total Value as on 31.03.2020
FIAN UP PROJECT:					
Furniture & Fixture					
1	Furniture & Fixture	56974.00	0.00	0.00	56974.00
	Sub Total	56974.00	0.00	0.00	56974.00
Computer					
2	Computer	109675.00	0.00	0.00	109675.00
3	Laptop	176640.00	0.00	0.00	176640.00
	Sub Total	286315.00	0.00	0.00	286315.00
Equipments					
4	Laptop Bag	3000.00	0.00	0.00	3000.00
5	Electrical Equipments	52706.00	0.00	0.00	52706.00
6	Invertor	32150.00	0.00	0.00	32150.00
7	Coolar	19200.00	0.00	0.00	19200.00
8	Office Doc. & Equipment	288395.00	0.00	0.00	288395.00
9	Gyser	4400.00	0.00	0.00	4400.00
10	Fire Extinguisher	5558.00	0.00	0.00	5558.00
	Sub Total	405409.00	0.00	0.00	405409.00
11	Printer	14100.00	0.00	0.00	14100.00
12	Camera	30950.00	0.00	0.00	30950.00
	Sub Total	45050.00	0.00	0.00	45050.00
Books & Periodicals					
13	Books	2410.00	0.00	0.00	2410.00
	Sub Total	2410.00	0.00	0.00	2410.00
	Total	796158.00	0.00	0.00	796158.00
FIAN INDIA PROJECT:					
Furniture & Fixture					
1	Furniture	15850.00	0.00	0.00	15850.00
	Sub Total	15850.00	0.00	0.00	15850.00
Office Equipments					
2	Office Equipment	13725.00	0.00	0.00	13725.00
	Sub Total	13725.00	0.00	0.00	13725.00
Books & Periodicals					
3	Books	1635.00	0.00	0.00	1635.00
	Sub Total	1635.00	0.00	0.00	1635.00
Equipments					
4	Camera	16990.00	0.00	0.00	16990.00
5	Voice Recorder	7990.00	0.00	0.00	7990.00
6	Utensils	4800.00	0.00	0.00	4800.00
	Sub Total	29780.00	0.00	0.00	29780.00
	Total	60990.00	0.00	0.00	60990.00
ACTION AID PROJECT:					
Furniture & Fixture					
1	Book Selves	5514.00	0.00	0.00	5514.00
2	Takhat	17410.00	0.00	0.00	17410.00
3	Almirah	30214.00	0.00	0.00	30214.00
4	Chairs	10633.00	0.00	0.00	10633.00
5	Computer Table & Chairs	4800.00	0.00	0.00	4800.00
6	Filing Cabinet Office	7200.00	0.00	0.00	7200.00



7	Filing Cabinet Sponsorship	3600.00	0.00	0.00	3600.00
8	Table	15000.00	0.00	0.00	15000.00
	Sub Total	94371.00	0.00	0.00	94371.00
	Computer				
9	Computer	69264.00	0.00	0.00	69264.00
10	Printer	15000.00	0.00	0.00	15000.00
11	External Hard Disc	3500.00	0.00	0.00	3500.00
12	Laptop	37000.00	0.00	0.00	37000.00
	Sub Total	124764.00	0.00	0.00	124764.00
	Equipments				
13	Fax Machine	5600.00	0.00	0.00	5600.00
14	Trunk	2200.00	0.00	0.00	2200.00
15	TV, DVD, Stabilizer	0.00	0.00	0.00	0.00
16	Mike & Sound System	10560.00	0.00	0.00	10560.00
17	Generator	23000.00	0.00	0.00	23000.00
18	Video Cameras	26490.00	0.00	0.00	26490.00
19	Camera (Sponsorship)	19800.00	0.00	0.00	19800.00
20	Patromax	1020.00	0.00	0.00	1020.00
21	Weight Machine/Length Machine	6385.00	0.00	0.00	6385.00
22	Projector with Sound System	37790.00	0.00	0.00	37790.00
	Sub Total	132845.00	0.00	0.00	132845.00
	Electrical Equipments				
23	Fans	12230.00	0.00	0.00	12230.00
24	Others	0.00	0.00	0.00	0.00
	Sub Total	12230.00	0.00	0.00	12230.00
	Vehicles				
25	Two Wheelars	180045.00	0.00	0.00	180045.00
26	Cycles	0.00	0.00	0.00	0.00
	Sub Total	180045.00	0.00	0.00	180045.00
	Total	544255.00	0.00	0.00	544255.00
	CRY PROJECT:				
	Furniture & Fixture				
1	Furniture & Fixture	7240.00	0.00	0.00	7240.00
	Sub Total	7240.00	0.00	0.00	7240.00
	Bicycle				
2	Bicycle	0.00	0.00	0.00	0.00
	Sub Total	0.00	0.00	0.00	0.00
	Office Equipments				
3	P.A.System	2000.00	0.00	0.00	2000.00
4	Stationary Box	2600.00	0.00	0.00	2600.00
5	Tablet	61430.00	15905.00	0.00	77335.00
	Sub Total	66030.00	15905.00	0.00	81935.00
	Total	73270.00	15905.00	0.00	89175.00
	IGSSS (PEARL) PROJECT:				
	Furniture & Fixture				
1	Furniture	36614.00	0.00	0.00	36614.00
	Sub Total	36614.00	0.00	0.00	36614.00
	Computer				
2	Laptop	22500.00	0.00	0.00	22500.00
	Sub Total	22500.00	0.00	0.00	22500.00
	Equipments				
3	Office Equipments	1500.00	0.00	0.00	1500.00
4	Utensils	2375.00	0.00	0.00	2375.00
5	Camera	10700.00	0.00	0.00	10700.00
	Sub Total	14575.00	0.00	0.00	14575.00
	Total	73689.00	0.00	0.00	73689.00



	ECHO PROJECT:					
	Furniture & Fixture					
1	Furniture	30662.00	0.00	0.00	30662.00	
	Sub Total	30662.00	0.00	0.00	30662.00	
	Computer					
2	Computer	27500.00	0.00	0.00	27500.00	
3	Printer	11000.00	0.00	0.00	11000.00	
	Sub Total	38500.00	0.00	0.00	38500.00	
	Vehicles					
4	Bike	151194.00	0.00	0.00	151194.00	
5	Cycles	0.00	0.00	0.00	0.00	
	Sub Total	151194.00	0.00	0.00	151194.00	
	Total	220356.00	0.00	0.00	220356.00	
	FPH PROJECT:					
	Furniture & Fixture					
1	Steel Almirah	8015.00	0.00	0.00	8015.00	
2	Steel Filing Cabinet	8816.00	0.00	0.00	8816.00	
3	Rack Stand	2519.00	0.00	0.00	2519.00	
4	Chairs	2565.00	0.00	0.00	2565.00	
5	Table	6125.00	0.00	0.00	6125.00	
6	Ledder	3206.00	0.00	0.00	3206.00	
	Sub Total	31246.00	0.00	0.00	31246.00	
	Computer					
7	Computers	26902.00	0.00	0.00	26902.00	
8	Laptop	38900.00	0.00	0.00	38900.00	
9	Hardisk	4431.00	0.00	0.00	4431.00	
10	Printers	3650.00	0.00	0.00	3650.00	
	Sub Total	73883.00	0.00	0.00	73883.00	
	Equipments:					
11	Camera	28200.00	0.00	0.00	28200.00	
	Sub Total	28200.00	0.00	0.00	28200.00	
	Total	133329.00	0.00	0.00	133329.00	
	GRAND TOTAL	1902047.00	15905.00	0.00	1917952.00	




AIM

61, VASUDEV NAGAR, KAMTA, CHINHAT, LUCKNOW-226028, U.P. (INDIA)

Schedule -4

CURRENT LIABILITIES FOR 2019-2020

Sl No.	Particulars	Amount	Adjustment	Amount 31.03.2020
1	OXFAM PROJECT:			
	Others	0.00	0.00	0.00
	Payable to Staff and Others	216682.00	0.00	216682.00
	Sub Total	216682.00	0.00	216682.00
2	CRY Project			
	Expenses Payable-Staff & Others	94633.00	0.00	94633.00
	Others	0.00	0.00	0.00
	Sub Total	94633.00	0.00	94633.00
3	IGSSS Project:			
	Expenses Payable-Staff & Others	82115.00	0.00	82115.00
	Others	0.00	0.00	0.00
	Sub Total	82115.00	0.00	82115.00
4	FC- Others			
	Expenses Payable-Staff & Others	16742.00	0.00	16742.00
	Others- PF	16318.00	0.00	16318.00
	Sub Total	33060.00	0.00	33060.00
	Total of Current Liabilities	426490.00	0.00	426490.00





AIM
61, VASUDEV NAGAR, KAMTA, CHINHAT, LUCKNOW-226028, U.P. (INDIA)

Schedule -5

FIXED ASSETS SCHEDULE FOR 2019-2020


Sl.No.	Particulars	Rate of Dep.	Gross Value as on 01.04.2019	Addition During the Year	Sale	Total Value as on 31.03.2020	Depreciation Upto 01.04.2019	Adjustment	Depreciation for the Year	Dep. Up to 31.03.2020	W.D.V. as on 31.03.2020	W.D.V. as on 31.03.2019
FIAN UP PROJECT:												
Furniture & Fixture												
1	Furniture & Fixture	10%	56974.00	0.00	0.00	56974.00	40851.48	0.00	1612.25	42463.74	14510.26	16122.52
	Sub Total		56974.00	0.00	0.00	56974.00	40851.48	0.00	1612.25	42463.74	14510.26	16122.52
Computer												
2	Computer	25%	109675.00	0.00	0.00	109675.00	100504.52	0.00	2292.62	102797.14	6877.85	9170.48
3	Laptop	25%	176640.00	0.00	0.00	176640.00	138433.42	0.00	9551.65	147985.06	28654.94	38206.58
	Sub Total		286315.00	0.00	0.00	286315.00	238937.94	0.00	11844.27	250782.20	35532.80	47377.06
Equipments												
4	Laptop Bag	15%	3000.00	0.00	0.00	3000.00	2357.26	0.00	96.41	2453.67	546.33	642.74
5	Electrical Equipments	15%	52706.00	0.00	0.00	52706.00	34477.10	0.00	2734.33	37211.44	15494.56	18228.90
6	Invertor with Battery	15%	32150.00	0.00	0.00	32150.00	20988.30	0.00	1674.26	22662.55	9487.45	11161.70
7	Coolar	15%	19200.00	0.00	0.00	19200.00	11731.57	0.00	1120.26	12851.83	6348.17	7468.43
8	Office Doc. & Equipment	15%	288395.00	0.00	0.00	288395.00	217050.07	0.00	10701.74	227751.81	60643.19	71344.93
9	Gyser	15%	4400.00	0.00	0.00	4400.00	4004.34	0.00	59.35	4063.69	336.31	395.66
10	Fire Extinguisher	15%	5558.00	0.00	0.00	5558.00	2400.70	0.00	473.60	2874.29	2683.71	3157.30
	Sub Total		405409.00	0.00	0.00	405409.00	293009.33	0.00	16859.95	309869.28	95539.72	112399.67
11	Printer with UPS	15%	14100.00	0.00	0.00	14100.00	7274.69	0.00	1023.80	8298.48	5801.52	6825.31
12	Camera	15%	30950.00	0.00	0.00	30950.00	16428.04	0.00	2178.29	18606.33	12343.67	14521.96
	Sub Total		45050.00	0.00	0.00	45050.00	23702.73	0.00	3202.09	26904.82	18145.18	21347.27
Books & Periodicals												
13	Books	15%	2410.00	0.00	0.00	2410.00	2124.68	0.00	42.80	2167.48	242.52	285.32
	Sub Total		2410.00	0.00	0.00	2410.00	2124.68	0.00	42.80	2167.48	242.52	285.32
	Total		796158.00	0.00	0.00	796158.00	598626.16	0.00	33561.36	632187.51	163970.49	197531.84
FIAN INDIA PROJECT:												
Furniture & Fixture												
1	Furniture	10%	15850.00	0.00	0.00	15850.00	11981.00	0.00	386.90	12367.90	3482.10	3869.00
	Sub Total		15850.00	0.00	0.00	15850.00	11981.00	0.00	386.90	12367.90	3482.10	3869.00
Office Equipments												
2	Office Equipment	15%	13725.00	0.00	0.00	13725.00	12089.95	0.00	245.26	12335.21	1389.79	1635.05
	Sub Total		13725.00	0.00	0.00	13725.00	12089.95	0.00	245.26	12335.21	1389.79	1635.05



	Books & Periodicals												
3	Books	15%	1635.00	0.00	0.00	1635.00	1419.88	0.00	32.27	1452.14	182.86	215.12	
	Sub Total		1635.00	0.00	0.00	1635.00	1419.88	0.00	32.27	1452.14	182.86	215.12	
	Equipments												
4	Camera	15%	16990.00	0.00	0.00	16990.00	11951.89	0.00	755.72	12707.61	4282.39	5038.11	
5	Voice Recorder	15%	7990.00	0.00	0.00	7990.00	5620.69	0.00	355.40	5976.09	2013.91	2369.31	
6	Utensils	15%	4800.00	0.00	0.00	4800.00	3376.65	0.00	213.50	3590.15	1209.85	1423.35	
	Sub Total		29780.00	0.00	0.00	29780.00	20949.23	0.00	1324.62	22273.84	7506.16	8830.77	
	Total		60990.00	0.00	0.00	60990.00	46440.06	0.00	1989.04	48429.10	12560.90	14549.94	
	ACTION AID PROJECT:												
	Furniture & Fixture												
1	Book Selves	10%	5514.00	0.00	0.00	5514.00	3484.58	0.00	202.94	3687.52	1826.48	2029.42	
2	Takhat	10%	17410.00	0.00	0.00	17410.00	11002.27	0.00	640.77	11643.04	5766.96	6407.73	
3	Almirah	10%	30214.00	0.00	0.00	30214.00	22759.20	0.00	745.48	23504.68	6709.32	7454.80	
4	Chairs	10%	10633.00	0.00	0.00	10633.00	7570.63	0.00	306.24	7876.87	2756.13	3062.37	
5	Computer Table & Chairs	10%	4800.00	0.00	0.00	4800.00	3512.12	0.00	128.79	3640.90	1159.10	1287.88	
6	Filing Cabinet Office	10%	7200.00	0.00	0.00	7200.00	5375.50	0.00	182.45	5557.95	1642.05	1824.50	
7	Filing Cabinet Sponsorship	10%	3600.00	0.00	0.00	3600.00	2634.09	0.00	96.59	2730.68	869.32	965.91	
8	Table	10%	15000.00	0.00	0.00	15000.00	10676.14	0.00	432.39	11108.53	3891.47	4323.86	
	Sub Total		94371.00	0.00	0.00	94371.00	67014.52	0.00	2735.65	69750.17	24620.83	27356.48	
	Computer												
9	Computer	25%	69264.00	0.00	0.00	69264.00	67344.22	0.00	479.95	67824.16	1439.84	1919.78	
10	Printer	25%	15000.00	0.00	0.00	15000.00	14584.25	0.00	103.94	14688.19	311.81	415.75	
11	External Hard Disc	25%	3500.00	0.00	0.00	3500.00	3193.41	0.00	76.65	3270.06	229.94	306.59	
12	Laptop	25%	37000.00	0.00	0.00	37000.00	33758.84	0.00	810.29	34569.13	2430.87	3241.16	
	Sub Total		124764.00	0.00	0.00	124764.00	118880.72	0.00	1470.82	120351.54	4412.46	5883.28	
	Equipments												
13	Fax Machine	15%	5600.00	0.00	0.00	5600.00	4580.19	0.00	152.97	4733.16	866.84	1019.81	
14	Trunk	15%	2200.00	0.00	0.00	2200.00	1799.36	0.00	60.10	1859.46	340.54	400.64	
15	TV, DVD, Stablizer	15%	0.00	0.00	0.00	0.00	0.00	0.00	0.00	0.00	0.00	0.00	
16	Mike & Sound System	15%	10560.00	0.00	0.00	10560.00	8636.94	0.00	288.46	8925.40	1634.60	1923.06	
17	Generator	15%	23000.00	0.00	0.00	23000.00	19973.81	0.00	453.93	20427.74	2572.26	3026.19	
18	Video Cameras	15%	26490.00	0.00	0.00	26490.00	21665.94	0.00	723.61	22389.55	4100.45	4824.06	
19	Camera (Sponsorship)	15%	19800.00	0.00	0.00	19800.00	7530.38	0.00	1533.70	9064.09	10735.91	12269.62	
20	Patromax	15%	1020.00	0.00	0.00	1020.00	801.47	0.00	32.78	834.25	185.75	218.53	
21	Weight Machine/Length Machine	15%	6385.00	0.00	0.00	6385.00	5017.04	0.00	205.19	5222.23	1162.77	1367.96	
22	Projector with Sound System	15%	37790.00	0.00	0.00	37790.00	26583.97	0.00	1680.90	28264.88	9525.12	11206.03	
	Sub Total		132845.00	0.00	0.00	132845.00	96589.11	0.00	5131.64	101720.75	31124.25	36255.89	



	Electrical Equipments												
23	Fans	15%	12230.00	0.00	0.00	12230.00	10278.23	0.00	292.77	10571.00	1659.00	1951.77	
24	Others	15%	0.00	0.00	0.00	0.00	0.00	0.00	0.00	0.00	0.00	0.00	
	Sub Total		12230.00	0.00	0.00	12230.00	10278.23	0.00	292.77	10571.00	1659.00	1951.77	
	Vehicles												
25	Two Wheelars	15%	180045.00	0.00	0.00	180045.00	152877.69	0.00	4075.10	156952.78	23092.22	27167.31	
26	Cycles	15%	0.00	0.00	0.00	0.00	0.00	0.00	0.00	0.00	0.00	0.00	
	Sub Total		180045.00	0.00	0.00	180045.00	152877.69	0.00	4075.10	156952.78	23092.22	27167.31	
	Total		544255.00	0.00	0.00	544255.00	445640.26	0.00	13705.97	459346.24	84908.76	98614.74	
	CRY PROJECT:												
	Furniture & Fixture												
1	Furniture & Fixture	10%	7240.00	0.00	0.00	7240.00	5297.46	0.00	194.25	5491.71	1748.29	1942.54	
	Sub Total		7240.00	0.00	0.00	7240.00	5297.46	0.00	194.25	5491.71	1748.29	1942.54	
	Office Equipments												
2	P.A.System	15%	2000.00	0.00	0.00	2000.00	1690.42	0.00	46.44	1736.86	263.14	309.58	
3	Stationary Box	15%	2600.00	0.00	0.00	2600.00	2197.53	0.00	60.37	2257.90	342.10	402.47	
4	Tablet	40%	61430.00	15905.00	0.00	77335.00	12286.00	0.00	22838.60	35124.60	42210.40	49144.00	
	Sub Total		66030.00	15905.00	0.00	81935.00	16173.95	0.00	22945.41	39119.36	42815.64	49856.05	
	Total		73270.00	15905.00	0.00	89175.00	21471.41	0.00	23139.66	44611.07	44563.93	51798.59	
	IGSSS (PEARL) PROJECT:												
	Furniture & Fixture												
1	Furniture	10%	36614.00	0.00	0.00	36614.00	23138.24	0.00	1347.58	24485.82	12128.18	13475.76	
	Sub Total		36614.00	0.00	0.00	36614.00	23138.24	0.00	1347.58	24485.82	12128.18	13475.76	
	Computer												
2	Laptop	25%	22500.00	0.00	0.00	22500.00	21021.77	0.00	369.56	21391.33	1108.67	1478.23	
	Sub Total		22500.00	0.00	0.00	22500.00	21021.77	0.00	369.56	21391.33	1108.67	1478.23	
	Equipments												
3	Office Equipments	15%	1500.00	0.00	0.00	1500.00	1178.63	0.00	48.21	1226.84	273.16	321.37	
4	Utensils	15%	2375.00	0.00	0.00	2375.00	1866.16	0.00	76.33	1942.49	432.51	508.84	
5	Camera	15%	10700.00	0.00	0.00	10700.00	8407.57	0.00	343.86	8751.44	1948.56	2292.43	
	Sub Total		14575.00	0.00	0.00	14575.00	11452.37	0.00	468.39	11920.76	2654.24	3122.63	
	Total		73689.00	0.00	0.00	73689.00	55612.38	0.00	2185.53	57797.91	15891.09	18076.62	
	ECHO PROJECT:												
	Furniture & Fixture												
1	Furniture	10%	30662.00	0.00	0.00	30662.00	16729.74	0.00	1393.23	18122.97	12539.03	13932.26	
	Sub Total		30662.00	0.00	0.00	30662.00	16729.74	0.00	1393.23	18122.97	12539.03	13932.26	
	Computer												
2	Computer	25%	27500.00	0.00	0.00	27500.00	24288.05	0.00	802.99	25091.03	2408.97	3211.95	
3	Printer	25%	11000.00	0.00	0.00	11000.00	9715.22	0.00	321.19	10036.42	963.58	1284.78	
	Sub Total		38500.00	0.00	0.00	38500.00	34003.27	0.00	1124.18	35127.45	3372.55	4496.73	



4	Vehicles											
	Bike	15%	151194.00	0.00	0.00	151194.00	106359.87	0.00	6725.12	113084.99	38109.01	44834.13
	Sub Total		151194.00	0.00	0.00	151194.00	106359.87	0.00	6725.12	113084.99	38109.01	44834.13
	Total		220356.00	0.00	0.00	220356.00	157092.88	0.00	9242.53	166335.41	54020.59	63263.12
	FPH Project:											
	Furniture & Fixture											
1	Steel Almira	10%	8015.00	0.00	0.00	8015.00	2756.36	0.00	525.86	3282.22	4732.78	5258.64
2	Steel Filing Cabinet	10%	8816.00	0.00	0.00	8816.00	3031.82	0.00	578.42	3610.24	5205.76	5784.18
3	Rack Stand	10%	2519.00	0.00	0.00	2519.00	866.28	0.00	165.27	1031.55	1487.45	1652.72
4	Chairs	10%	2565.00	0.00	0.00	2565.00	788.61	0.00	177.64	966.25	1598.75	1776.39
5	Table	10%	6125.00	0.00	0.00	6125.00	1883.14	0.00	424.19	2307.32	3817.68	4241.86
6	Ledder	10%	3206.00	0.00	0.00	3206.00	985.68	0.00	222.03	1207.72	1998.28	2220.32
	Sub Total		31246.00	0.00	0.00	31246.00	10311.89	0.00	2093.41	12405.30	18840.70	20934.11
	Computer											
7	Computers	25%	26902.00	0.00	0.00	26902.00	16971.38	0.00	2482.66	19454.03	7447.97	9930.62
8	Laptop	25%	38900.00	0.00	0.00	38900.00	24540.43	0.00	3589.89	28130.32	10769.68	14359.57
9	Hardisk	25%	4431.00	0.00	0.00	4431.00	2795.34	0.00	408.92	3204.26	1226.75	1635.66
10	Printers	25%	3650.00	0.00	0.00	3650.00	2302.63	0.00	336.84	2639.47	1010.53	1347.37
	Sub Total		73883.00	0.00	0.00	73883.00	46609.78	0.00	6818.30	53428.09	20454.91	27273.22
	Equipments:											
11	Camera	15%	28200.00	0.00	0.00	28200.00	12180.55	0.00	2402.92	14583.47	13616.53	16019.45
	Sub Total		28200.00	0.00	0.00	28200.00	12180.55	0.00	2402.92	14583.47	13616.53	16019.45
	Total		133329.00	0.00	0.00	133329.00	69102.22	0.00	11314.63	80416.86	52912.14	64226.78
	GRAND TOTAL		1902047.00	15905.00	0.00	1917952.00	1393985.37	0.00	95138.72	1489124.10	428827.90	508061.63



AIM

61, VASUDEV NAGAR, KAMTA, CHINHAT, LUCKNOW-226028, U.P. (INDIA)

Schedule -6

FIXED ASSETS DEPRECIATION INVESTMENT FUND LYING WITH TRUST HOME ACCOUNT FOR 2019-2020

SLNo.	Particulars		Gross Value as on 01.04.2019	Addition During the Year	Less Disposal	Total Value as on 31.03.2020
1	ACTION AID Project		445640.26	13705.97	0.00	459346.24
2	FIAN UP Project		598626.16	33561.36	0.00	632187.51
3	FIAN INDIA Project		46440.06	1989.04	0.00	48429.10
4	IGSSS Project		55612.38	2185.53	0.00	57797.91
5	ECHO project		157092.88	9242.53	0.00	166335.41
6	CRY Project		21471.41	23139.66	0.00	44611.07
7	FPH Project		69102.22	11314.63	0.00	80416.86
	Total		1393985.37	95138.72	0.00	1489124.10

Schedule -7

ADVANCES 2019-2020

SI No.	Particulars	Amount	Others	Amount
	ADVANCES GIVEN			
	FCRA OTHERS			
	Advances to Staff & Other	0.00	0.00	0.00
	Advance to Oxfam India	0.00		0.00
	Total	0.00	0.00	0.00

Schedule -7

LIABILITIES 2019-2020

SI No.	Particulars	Amount	Others	Amount
	FCRA OTHERS			
	Advance from Trust Home Account	52838.60		52838.60
	Payable to Staff	0.00		0.00
		52838.60	0.00	52838.60
	OXFAM Project			
	Payable to FC Others	0.00	0.00	0.00
		0.00	0.00	0.00
	Total	52838.60	0.00	52838.60

AIM

61, VASUDEV NAGAR, KAMTA, CHINHAT, LUCKNOW-226028, U.P. (INDIA)

Schedule -8

CASH AND BANK BALANCES FOR 2019-2020

SI No.	Particulars	As on 01.04.2019	As on 31.03.2020
1	OXFAM PROJECT ACCOUNT:		
	Cash in hand	781.00	746.00
	Union Bank of India SB A/C 437202011000094	313614.28	270437.73
	Sub Total	314395.28	271183.73
2	CRY PROJECT ACCOUNT		
	Cash in hand	293.00	217.00
	Union Bank of India SB A/C 437202011000094	68366.36	244556.00
	Sub Total	68659.36	244773.00
3	IGSSS PROJECT ACCOUNT		
	Cash in hand	92.00	372.00
	Union Bank of India SB A/C 437202011000094	6398.48	22186.95
	Sub Total	6490.48	22558.95
4	FC OTHERS ACCOUNT		
	Cash in hand	105.00	482.00
	Union Bank of India SB A/C 437202011000094	152835.67	204820.44
	Punjab National Bank SB A/c No. 1151000100148891	12073.00	12486.00
	Sub Total	165013.67	217788.44
	Total of Balances	554558.79	756304.12

